

Traffic Safety Rules!

Traffic safety is a broad subject.

Everyone learns traffic safety to help them travel from one place to another without being hurt or injured. Traffic Safety rules apply to all ages and you will use them when you walk, ride a bike and when you drive.

What is Traffic Safety?



Traffic safety rules

1. Ride with the traffic flow.
2. Always signal your intentions.
3. Wear your helmet.
4. Stay out of the street.
5. Buckle up!
6. Obey the Crossing Guard.
7. Don't play on the bus.
8. Obey traffic signs.
9. Look both ways.
10. Watch out for bad drivers.
11. Sit quietly when you are a passenger in a vehicle.
12. Cross the street at a crosswalk.



For each rule above, write a situation where you would use that rule.

1. _____
2. _____
3. _____
4. _____
5. _____
6. _____
7. _____
8. _____
9. _____
10. _____
11. _____
12. _____

traf-fic\`traf-ik\
noun, a:

the movement (as of vehicles and pedestrians) through an area or along a route b: the vehicles, pedestrians, ships, or planes moving along a route.

Example:

- It is dangerous to ride your bike in heavy traffic.
- Crossing guards help direct traffic to stop when children need to cross a busy street.

Write another sentence using the word *traffic*.

safe-ty\`saf-te\
noun:

the condition of being safe from undergoing or causing hurt, injury, or loss.

Example:

- Good traffic safety habits reduce your odds of getting hurt.
- Remember the bike safety rules when you have to share the roads with other vehicles.

Write a sentence using the word *safety* as a noun.

saf-ty\`saf-te\
transitive

verb: to protect against failure, breakage, or accident.

Example:

- Mike is the captain of the school safety patrol.
- Safety belts are used to secure passengers in vehicles.

Write a sentence using the word *safety* as a verb.



Coming in December 2001!
Visit your Traffic Safety Pals
at www.aaa.com/publicaffairs



TRAFFIC

List four kinds of traffic.

List six kinds of vehicles.

List three kinds of pedestrians.

List three kinds of animals that share the road with us.

Write a sentence describing the dangers in each phrase below.

A busy parking lot with slow traffic and a lot of cars

A not so busy highway with a few cars going very fast

A busy school zone ten minutes before school starts

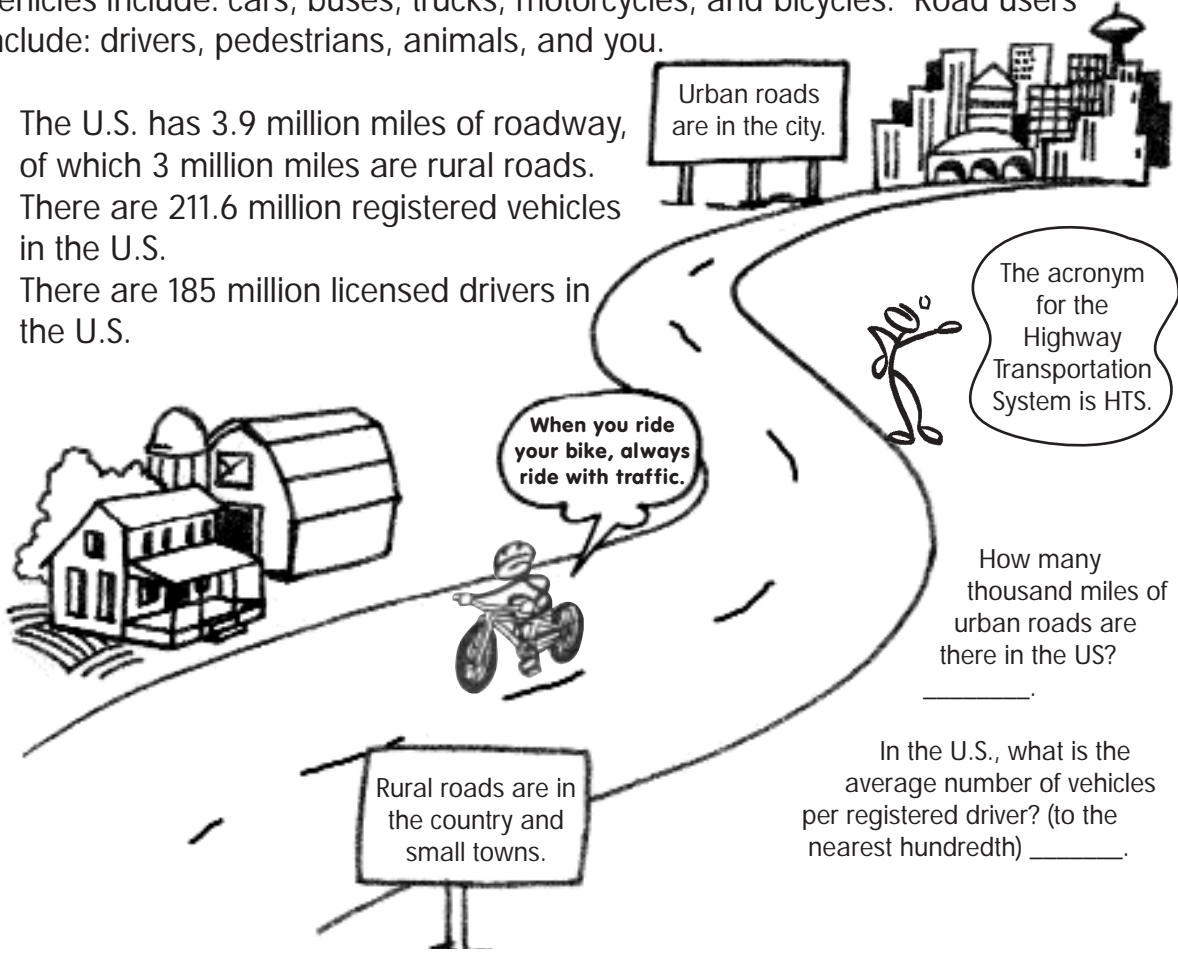
A neighborhood street during Halloween trick or treat



The Story of the Highway Transportation System

The Highway Transportation System is made up of three components: roads, vehicles, and road users. Roads include: highways, streets, bridges and tunnels. Vehicles include: cars, buses, trucks, motorcycles, and bicycles. Road users include: drivers, pedestrians, animals, and you.

- The U.S. has 3.9 million miles of roadway, of which 3 million miles are rural roads.
- There are 211.6 million registered vehicles in the U.S.
- There are 185 million licensed drivers in the U.S.



- How do you use the HTS? _____
- Who do you share the road with? _____
- List 3 ways you share the HTS with vehicles.

- List 3 ways you share the HTS with pedestrians.

- List one way you share the HTS with animals.



Coming in December 2001!
Visit your Traffic Safety Pals
at www.aaa.com/publicaffairs

Grade: 4-5 Safety Rules



Circle the hidden words. List them below.

S	N	A	I	R	T	S	E	D	E	P
R	H	T	S	B	S	H	A	R	E	U
D	A	O	R	D	R	I	V	E	R	S
S	I	Y	W	E	W	I	T	H	N	E
T	E	E	N	A	G	E	D	U	P	R
R	Y	L	E	G	A	R	A	G	I	Q
E	O	L	C	A	R	S	V	Z	E	T
E	U	A	H	I	G	H	W	A	Y	S
T	P	I	R	T	H	E	T	I	X	E
S	S	D	A	O	R	E	J	C	K	N
S	L	A	M	I	N	A	V	W	G	A
S	L	E	N	N	U	T	R	A	I	N




_____	_____	_____	_____
_____	_____	_____	_____
_____	_____	_____	_____
_____	_____	_____	_____
_____	_____	_____	_____


Write a paragraph describing the Highway Transportation System. Use the words from the above list.



Write the name of the hand signal on the line below the picture.







When you ride your bike and share the road, always signal your intentions at least 100 feet before turning. Signal before turning left, signal before turning right, signal before stopping. How can you determine how far 100 feet is?



**Always wear your helmet
when riding your bike.**

In most states the bicycle is legally defined as a vehicle. Bicyclist have the same rights to the roadway, and must obey the same traffic law as the operators of other vehicles. These laws include stopping for stop signs and red lights, riding with the flow of traffic, using lights at night and yielding the right-of-way when entering a roadway.

Bicycle Laws

- Bicyclist must obey all traffic controls and signals. Bicycles must use a fixed, regular seat for riding.
- A bicycle may not be used to carry more persons at one time than the number for which it is designed or equipped.
- At least one hand must be kept on the handlebars while riding.
- A bicyclist must not wear a headset, headphone or other listening device other than a hearing aid while riding. Wearing a headset blocks out important audio cues needed to detect the presence of other traffic.

Sidewalk Riding

- When riding on sidewalks or in crosswalks a bicycle has the same rights and duties as a pedestrian.
- A bicyclist riding on sidewalks or in crosswalks must yield the right-of-way to pedestrians and must give an audible signal before passing.



Coming in December 2001!
Visit your Traffic Safety Pals
at www.aaa.com/publicaffairs

Grade: 4-5 Safety Rules





MEASURE



TEST THE FIT



ADJUST THE FIT



ADJUST THE STRAPS



FINE TUNE THE FIT

Find the words in the puzzle and write them in the blanks.


J	H	I	S	N	G	I	S
I	T	O	Y	E	E	L	P
W	I	F	O	D	L	Q	C
N	W	B	I	P	C	S	I
R	E	R	U	O	Y	A	F
Y	S	H	K	A	C	F	F
R	A	E	W	W	I	E	A
U	I	L	Y	E	B	U	R
O	A	M	O	A	B	M	T
Y	V	E	U	R	S	K	M
M	O	T	E	R	U	S	W

_____	_____
_____	_____
_____	_____
_____	_____
_____	_____
_____	_____
_____	_____
_____	_____
_____	_____
_____	_____


Write a paragraph using the words you found to describe bike riding laws.






Reflectoman: The beginning ...



Mike, the Captain of the School Safety Patrol, is on his last one day.





... A photosynthesis experiment—light, reflection, enriched amino acids ... so far.



Coming in December 2001!
 Visit your Traffic Safety Pals
 at www.aaa.com/publicaffairs

Grade: 4-5 Safety Rules





Yesterday, Mike was just the Captain of the School Safety Patrol. Now he is an empowered lightning fast physical being. He will soon be known as **Reflectoman**. Reflectoman is completely aware of his environment and gets supernatural powers when he encounters Traffic Safety situations of peril. His mission is now *much* greater! Reflectoman must ensure this awareness is spread throughout the world. Find out what happens next in December 2001 at www.aaa.com/publicaffairs. Click on Otto the Auto!



Grade: 4-5

Coming in December 2001!
Visit your Traffic Safety Pals
at www.aaa.com/publicaffairs



Look for Otto!

MAP READING

Numbering the Nation's Interstate Highways

President Eisenhower signed the Federal-Aid Highway Act of 1956. This created the Interstate System now formally known as the Dwight D. Eisenhower National System of Interstate and Defense Highways. It was intended to connect big cities, military bases, and the Mexican and Canadian borders. In August 1957, the U.S. Government announced the numbering scheme for the red, white, and blue interstate shield sign based on a combination of designs submitted by Missouri and Texas.



U.S. Interstate Sign

Highways traveling East-West are always even numbered (I-40, I-80, and end in zero.) Those traveling North-South are odd numbered (I-75, I-95 and end in 5.)



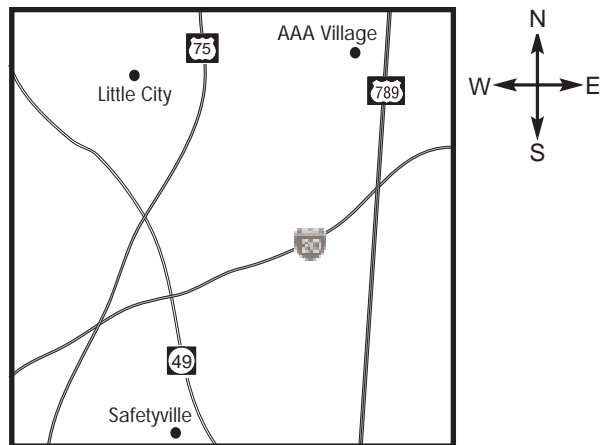
U.S. Federal Highway Sign

For three (3) digit highways, those starting with even-numbers (I-685) circle major cities while those starting with an odd-number (I-375) are branches of the route number shown by the last two numbers and head directly into a big city.



State Road Sign

North South highways are always odd-numbered.



Below, write the route using direction and road number that you would use to travel from AAA Village to Safetyville.

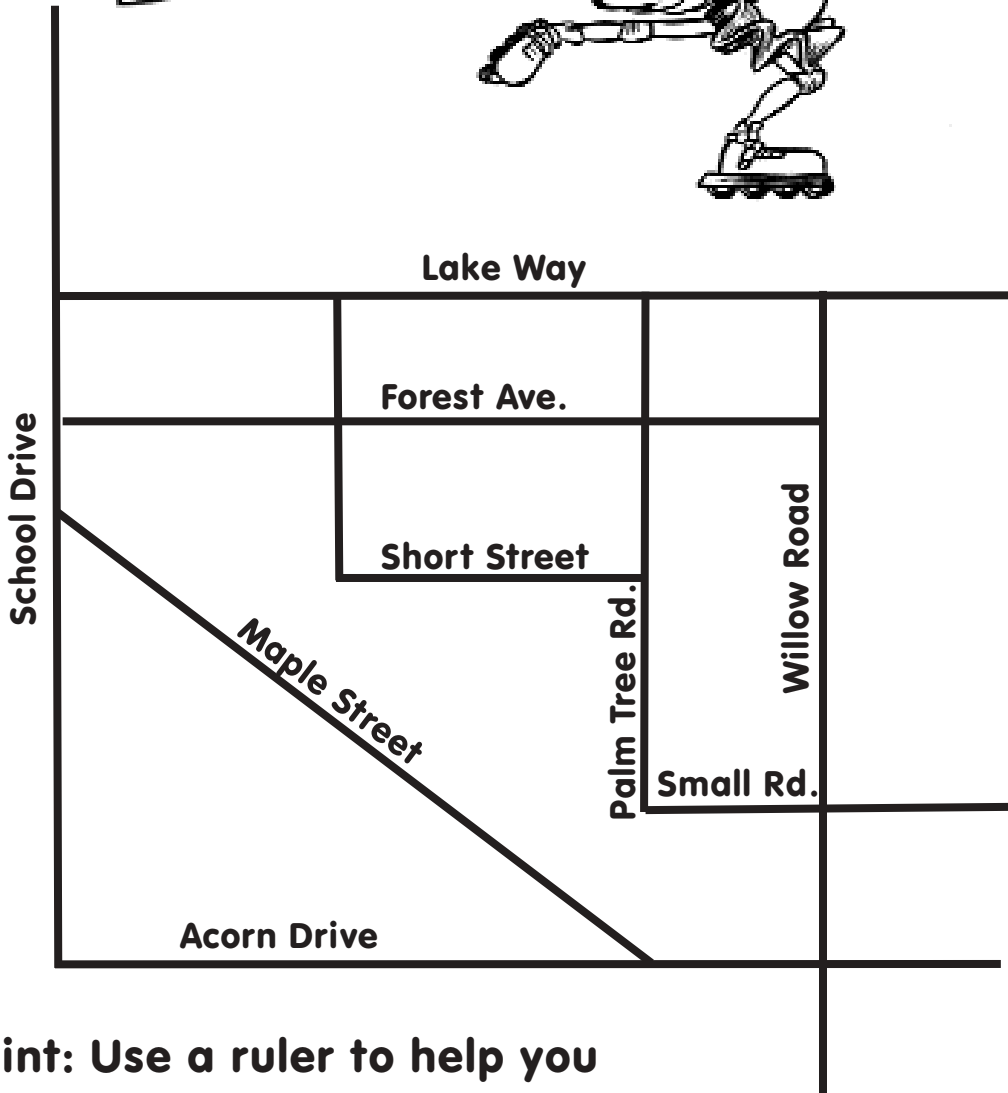




Coming in December 2001!
Visit your Traffic Safety Pals
at www.aaa.com/publicaffairs

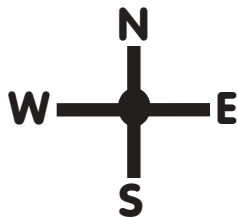
Grade: 4-5 Safety Rules



Maps help us determine the shortest route between one place and another. Trace the shortest route from school to home on this map.



Hint: Use a ruler to help you choose the shortest route.



Grade: 4-5 Safety Rules

Coming in December 2001!
Visit your Traffic Safety Pals
at www.aaa.com/publicaffairs



Look for Otto!

Drivers may have a hard time seeing you

- **In rain**
- **Bright sun**
- **At dusk**
- **In the dark**

Be extra careful when it's dark!!

Tips:

- Carry a flashlight
- Wear light-colored clothes
- Wear reflective clothing

Make sure you are SEEN when you are sharing the road during these conditions.

Story of Why Time Changes in the Spring and Fall



Benjamin Franklin was the first to think of the idea of Daylight Savings Time (DST) while he was in Paris in 1784. During DST, clocks are moved forward one hour to add one extra hour of daylight. DST begins for most of the U.S. at 2 a.m. on the first Sunday of April. It ends at 2 a.m. on the last Sunday in October. An easy way to remember this is *Spring Forward* in April, *Fall Back* in October. The government chose 2 a.m. because most people are in their homes and the changeover is complete before most people leave the house.



When daylight savings time ends, it gives us an extra hour of daylight in the morning. How does this affect the safety of getting to school.



Halloween is the most dangerous night of the year. Do you know why?



Coming in December 2001!
Visit your Traffic Safety Pals
at www.aaa.com/publicaffairs

Grade: 4-5 Safety Rules



Circle the hidden words about Daylight Savings Time.

Z S M D R A W R O F J I H G F S E
W I Y M E N P T U R N K L E M H D
S T L L B O Q R S A T U V M W I X
E N O A O P O S N K U K T I E F Y
F I R S T Q D A Y L I G H T V T Z
A S X T C R S V T I V L L O E K C
L I Y H O W T I W N E B V E N C B
L R Z I J O H N Y E G A P R I L A
M J S P R I N G Z H F C V X N O N
T L U G U X A S S O C K Y W G C V
H S N J O A H K J C D R Z B A K I
T A D K H B T M L M O R N I N G G
A B A L C H A N G E O V E R C D H
W C Y D E F N O P Q S T U Z X T U

_____	_____	_____
_____	_____	_____
_____	_____	_____
_____	_____	_____
_____	_____	_____
_____	_____	_____

Write a paragraph describing daylight savings time using the words above.

