

Finish the sentences with the words in the box.

# Always



all  
street  
ways  
cars  
crossing  
river  
run



# look

## all ways before crossing the street.

Always look \_\_\_\_\_ before  
\_\_\_\_\_ the \_\_\_\_\_.

Walk, do not \_\_\_\_\_.

Watch out for \_\_\_\_\_.



Coming in December 2001!  
Visit your Traffic Safety Pals  
at [www.aaa.com/publicaffairs](http://www.aaa.com/publicaffairs)

Grade: 2-3

Writing



***WATCH FOR CARS! WATCH FOR SIGNS!***

Signs have words. Signs have colors.  
Signs have shapes. Signs have meaning.  
Traffic signs are all posted to keep you safe.

Write a sentence describing a traffic sign.

---

---



Grade: 2-3 Writing

Coming in December 2001!  
Visit your Traffic Safety Pals  
at [www.aaa.com/publicaffairs](http://www.aaa.com/publicaffairs)



Look for Otto!



**When you see a stranger,  
don't stop to talk,  
continue to walk!**

danger tray hard pay far car stay walk

**Write the words with the same vowel sound  
as in stranger.**

---


---



Coming in December 2001!  
Visit your Traffic Safety Pals  
at [www.aaa.com/publicaffairs](http://www.aaa.com/publicaffairs)

Grade: 2-3 Writing





If you fall and are hurt, be sure to call  
an adult for help.

Write the names of people you could call for help.

---

---



Grade: 2-3 Writing

Coming in December 2001!  
Visit your Traffic Safety Pals  
at [www.aaa.com/publicaffairs](http://www.aaa.com/publicaffairs)




Look for Otto!

**Pay close  
attention to  
your  
surroundings.**

**Watch where  
you walk!  
Never walk  
between cars.**

**If you don't watch  
where you walk,  
what could happen?**

**Write two sentences describing what could  
happen.**



Use the words in the box.  
Write the verbs in the correct column.

buckle-up	walk	listen	sit
look	run	stay	watch



When you cross the street

---

---

---

---

When you ride in a vehicle

---

---

---

---



Grade: 2-3 Writing

Coming in December 2001!  
Visit your Traffic Safety Pals  
at [www.aaa.com/publicaffairs](http://www.aaa.com/publicaffairs)



Look for Otto!

## **FACTS AND OPINIONS**


**It is an important rule to be on time for school.  
It is safe to leave early and never hurry.**

**Read the story. Then, follow the instructions.**

**Andy likes to walk to and from school. When it rains, he takes the bus. Every day he gets to school before the bell and comes home on time.**

**Write F next to each fact and O next to each opinion.**

- Andy has two feet.**
- It is more fun to walk through mud puddles than ride on the bus.**
- School starts at the same time every day.**
- It would be great to start school whenever you wanted.**
- Class starts without you if you are late.**
- Buses should be blue instead of yellow.**
- My teacher would not mind if I'm not on time.**
- The school bus comes every day at the same time.**
- It is safer to ride the bus than walk in the road.**
- Parents worry if you are late getting home.**



Grade: 2-3 Writing

Coming in December 2001!  
Visit your Traffic Safety Pals  
at [www.aaa.com/publicaffairs](http://www.aaa.com/publicaffairs)



Look for Otto!

# You don't have to hurry



## If you leave early!

Write a sentence describing a good reason to be late for school.

---

Write a sentence describing a bad reason to be late for school.

---



Look for Otto!

Coming in December 2001!  
Visit your Traffic Safety Pals  
at [www.aaa.com/publicaffairs](http://www.aaa.com/publicaffairs)

Grade: 2-3 Writing



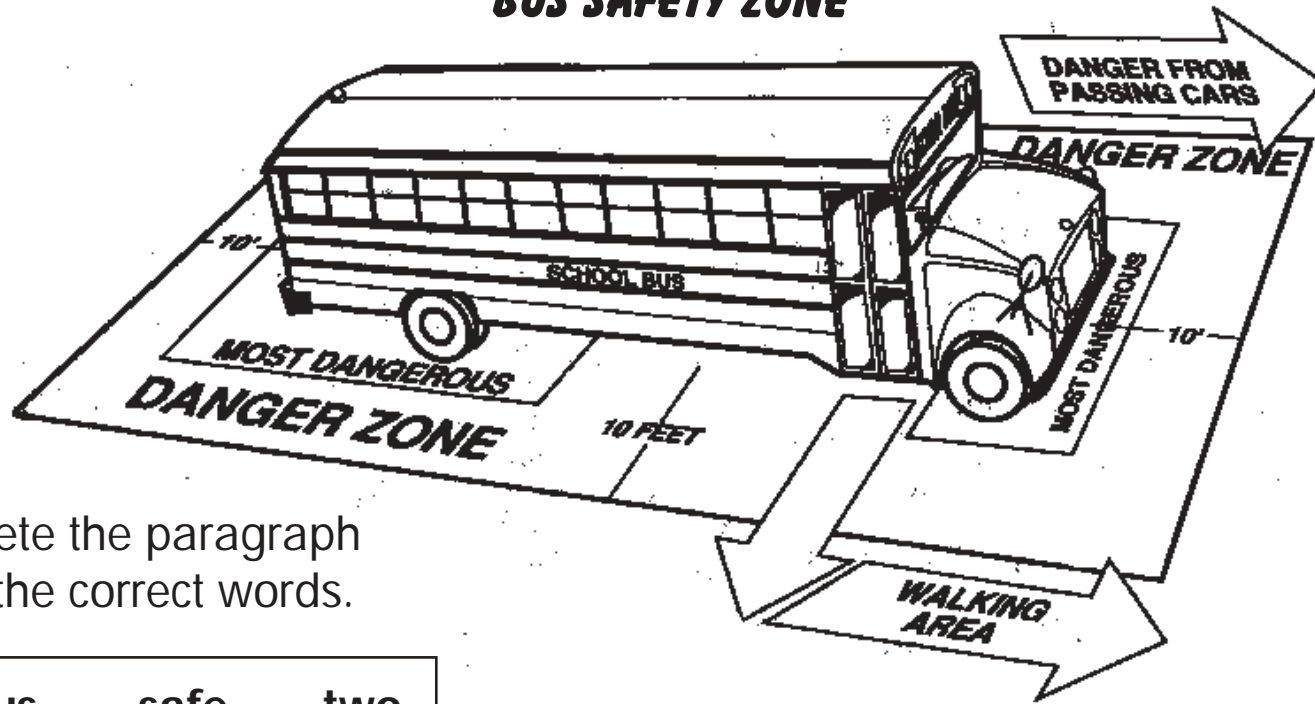


Grade: 2-3 Writing

Coming in December 2001!  
Visit your Traffic Safety Pals  
at [www.aaa.com/publicaffairs](http://www.aaa.com/publicaffairs)



### BUS SAFETY ZONE




Complete the paragraph using the correct words.

ten	bus	safe	two
zone	most	front	rear

The area \_\_\_\_\_ feet around the \_\_\_\_\_ is not \_\_\_\_\_. The dangerous place is in \_\_\_\_\_ and around the \_\_\_\_\_ of the bus. Never enter the bus danger \_\_\_\_\_.

**Color the safe places to be in the picture.**

Use the words in the box.  
Write in the missing words below.



buckles	sits	belt
quiet	driver	monkey
stands	talking	bad

Adrian \_\_\_\_\_ straight  
and is \_\_\_\_\_ in the  
car. He \_\_\_\_\_ his  
safety \_\_\_\_\_ and  
listens to the  
\_\_\_\_\_.

Write a list of drivers you ride with.

_____	_____
_____	_____
_____	_____

Do you behave the same in every car?



Coming in December 2001!  
Visit your Traffic Safety Pals  
at [www.aaa.com/publicaffairs](http://www.aaa.com/publicaffairs)

Grade: 2-3 Writing



**Never play around or between parked cars or in a car's path. Drivers may not see you and you could be hurt. Always play where you can be easily seen.**

**Circle the hidden words. List the words you find.**

S	M	T	H	O	J	O	_____
I	Y	P	R	E	H	N	_____
R	A	A	L	A	S	C	_____
J	L	R	D	Y	A	O	_____
L	P	K	O	R	I	T	_____
S	T	E	S	U	M	T	_____
T	A	D	M	N	N	Y	_____
N	I	C	K	Y	E	D	_____
E	M	H	E	W	V	E	_____
B	E	T	W	E	E	N	_____
K	N	A	T	H	R	A	_____
A	L	F	W	O	N	S	_____

**Write a traffic safety sentence  
using the circled words.**


\_\_\_\_\_

\_\_\_\_\_.

Hint: there are 7 words.



**When you walk or ride your bike, take the safe path, not the shortest path. Draw the safest path for Angel to get to school.**



**Write 2 sentences that describe traffic safety rules that Angel needs to follow to get safely to school.**

---

---

---

---

Hints: When does she need to walk? Who does she need to listen to?  
Where does she need to look?



Coming in December 2001!  
Visit your Traffic Safety Pals  
at [www.aaa.com/publicaffairs](http://www.aaa.com/publicaffairs)

Grade: 2-3 Writing

